



सत्यमेव जयते
GOVERNMENT OF INDIA
MINISTRY OF SKILL DEVELOPMENT
& ENTREPRENEURSHIP

PIXEL
INSTITUTE OF PHOTOGRAPHY



Skill India
कौशल भारत - कुशल भारत

EVERY STORY Needs a Picture

EVERY PICTURE Tells a Story



TABLE OF CONTENT

About Course	01
Pixel Advantage	02
Program Outcome	03
Learning Path	04
Detailed Program Overview	05
Course Completion Certificate	06
Eligibility Criteria & Application Process	07
About Us	08
Glimpse of Our Infrastructure	09
Secrets of Starting Your Own Business	10

ABOUT THE COURSE |

This Certified still photography course is being offered in collaboration with National Skill development Council of India (NSDC) & Pixel Institute of Photography wherein you'll learn the ins & outs of photography with a systematic learning approach covering composition, lighting, camera settings along with right selection of camera accessories.

You'll learn to time the shot perfectly for the purpose of branding & advertising of any film/movie, moving on you'll also be familiarised to operate drone for capturing still images. Then you'll learn the art of image manipulation in photoshop for artistic and commercial purposes like fashion, beauty, advertising & much more. This course will also teach you to create a unique portfolio & being able to negotiate a professional contract for your services which will help you to work in media & entertainment industry.



PIXEL ADVANTAGE |



- 🌀 Government certified course in association with National Skill Development council of India (NSDC)
- 🌀 Systematic learning approach with excellent teaching pedagogy, & hands on practical exercises.
- 🌀 Develop communication skills & collaborative abilities to become a successful photographer.
- 🌀 Field industry experts that strive to provide the best quality education in the field of digital photography
- 🌀 Best in class infrastructure with counselling room, editing lab & a dedicated auditorium cum studio
- 🌀 Classrooms equipped with 4k interactive touch panels & with limited seating capacity to provide quality education with individual attention.

PROGRAM OUTCOME

- Ability to compose a shot, light a scene along with right selection of camera gear to capture beautiful images
- Photograph subjects in different scenarios like Portrait, E-Commerce, wedding, lifestyle, product, & much more
- Develop fascinating portfolio which will help you to kick start your photography career.
- Time the shot perfectly for the purpose of branding, advertising & promotion of any film/movie)
- Operate the drone & being able to interpret its safe operation for the purpose of capturing still images.
- Ability to retouch photos with a variety of tools for commercial purpose like fashion, beauty, advertising, image compositing & much more.

Don't say
= I WISH =
Say
I WILL



LEARNING PATH

1

Learn the ins & outs of photography covering composition, lighting & camera settings

2

Strategy to photograph a scene for the purpose of branding & advertising of a film

3

Implement drone operation for the purpose of covering events like product launch, weddings & conferences.

4

Apply photo editing techniques with a variety tools & non-destructive method

5

Develop a unique portfolio & collaborative ability to work in the industry



Resume preparation



Profile Building



Marketing Strategy & Tactics









DETAILED PROGRAM OVERVIEW

UNIT - 1

This unit will teach you the fundamentals of shooting in manual mode covering composition, lighting & camera settings be it a DSLR/Mirrorless camera, even if you have little to no experience with it. Then you'll learn to use camera accessories (Flash, tripod, filter) followed by a practical understanding of shooting in a professional studio with understanding of how to compose and light a scene to help you become not only a photographer but a smart photographer



AFTER COMPLETING THIS MODULE YOU'LL BE ABLE TO:

-  Know your camera settings including how to shoot in manual mode
-  Choose right camera gears and accessories no matter what your budget is.
-  Select right focus mode according to situation Auto or Manual to capture stunning motion
-  Understand the utility of prime, zoom & special lens to deliver specific results.
-  Photograph subjects in different scenarios like Portrait, E-Commerce, wedding, life style, product, & much more
-  Create a fascinating portfolio which will help you to kick start your photography career.

UNIT - 2

This unit helps will help you become an on- set photographer who fulfil the requirement to tell the story of what a movie is all about in the form of still images by getting an understanding how the scene will unfold in the first step & knowing what camera angles the action is going to be focused on.

You'll also understand the shot & composition that appeal to the theme and meet the production's needs with the ability to plan and capture scene in sequence.




WHAT YOU'LL LEARN:

- 🌀 Ability to analyse and interpret scene in terms of composition and subject matter.
- 🌀 Time the shot perfectly according to the scene & content as action shots may have movement but images should be clear.
- 🌀 Learn to maintain a steady image during camera movements as the photos shall be required for a magazine cover
- 🌀 Understand what it takes to create a photograph that can be incredibly powerful marketing tool for release publicity.

UNIT - 3

This unit will teach you about Drone photography, the technology behind it and analysing the scope for its uses including legal provisions for capturing still images. You'll learn to prepare a pre-fly checklist like fly zone, weather conditions & surroundings to plan in line with the requirement of the events like launch session, weddings, conferences, meetings, etc.



WHAT YOU'LL LEARN:

- How to operate drone for capturing still images
- Define range of shooting area and plan the shot sequence accordingly.
- Interpret safe operation of drone and its legal measures/restrictions
- interpret instructions given by the clients for the required mood, theme and feel & accordingly being able to drive drone to take photographs in sequence

UNIT - 4

This module is designed to teach the workflow steps for editing photos in Adobe Photoshop, you'll learn technical adjustments and corrections like managing image exposure, colour balance, brightness & contrast, sharpening the image, blemishes removal and a lot more. Best part is that the lectures and practical exercises are coordinated to have a hands on practical experience.

WHAT YOU'LL LEARN

- 🌀 You'll know how to edit photos with a variety of tools and non-destructive methods.
- 🌀 The efficient setting-up and linking of hardware components for optimising the efficiency of software to achieve the best output.
- 🌀 Calibrating and profiling hardware to maintain colour accuracy between Cameras, Scanners, Monitors and Printers.
- 🌀 Retouching techniques to remove blemishes, fix red-eye, whiten teeth, image compositing, color grading , text clipping and much more.



UNIT - 5



This unit is about exploring the opportunity to work in media & entertainment industry as artistic professional here you'll learn to create a unique portfolio which'll speak to a range of audience & being able to negotiate a professional contract for your services including an understanding of payments & other legal matters with respect to marketing. You'll also learn principles and methods for showing & promoting your services.

WHAT YOU'LL LEARN:





- ☉ Learn how to approach working professionals to avail opportunities & collaborate with them
- ☉ Able to implement technique to promote yourself through networking
- ☉ Resume building and practices for appearing in a job interview Recognize common components of an assignment contract including term and duration of project
- ☉ Able to present your portfolio which will help you to kick start your photography career

UNIT - 6


This unit is about exploring the opportunity to work in media & entertainment industry as artistic professional here you'll learn to create a unique portfolio which'll speak to a range of audience & being able to negotiate a professional contract for your services including an understanding of payments & other legal matters with respect to marketing. You'll also learn principles and methods for showing & promoting your services.



WHAT YOU'LL LEARN:

-  Evaluate hazards during shoot & decide precautions.
-  How to do research & background check.
-  Ways to keep your camera safe during the shoot.
-  Be able to avoid physical damage caused by holding a certain position over time during the shoot

COURSE COMPLETION CERTIFICATE



Get certified in association with National Skill Development Council of India (NSDC) and Media & Entertainment Skills Council.

What do I need to get the certificate?

You must clear the assessment conducted by Media & Entertainment Skills Council by scoring at least 70%.





ELIGIBILITY CRITERIA & APPLICATION PROCESS

Who can apply?



A person should have valid 12th Passing certificate

How to apply?



1. Submit Application

Submit the application with the required information.



2. Assessment & Review

Get shortlisted by the admission team after successful verification of the details submitted.



3. Admission Rollout

Secure admission by accepting the offer letter & completing the payment.

ABOUT PIXEL

Pixel Institute of Photography is the one destination where all the first-class photographers, field experienced faculties and students from all over India meet & study to interpret the world of photography in a perfect atmosphere for learning. We are one of the best photography colleges in Delhi, India where students can pursue their passion in photography across various genres. What strengthens this foundation is our seasoned faculty that strives to provide the best quality of education in the ever-growing field of digital photography.



OUR MISSION



Our primary goal here is to provide high-quality education to the youth regarding photography. We aspire to be the best student centred photography institution that offers lifelong learning opportunities to anyone who seeks it. Unlike most of the photography training institutes in Delhi, we allow our students to follow their dreams in an atmosphere where their diversity & individuality will be much appreciated.

OUR INFRASTRUCTURE

Our Institute is well equipped with top notch infrastructural facilities that include a gigantic lobby and library, breathable counselling rooms, editing lab and spacious classrooms. While you remain mesmerized with these facilities, our dedicated auditorium cum studio is no less than a jewel for conducting practical illustrations and workshops.



CLASSROOM THEATRES

We take photography training to a whole new level with classrooms equipped with 4k interactive touch panels & individual attention

COUNSELLING ROOM

Doubt clarification for parents before enrolment has been made easier and highly accessible with our counselling rooms.



OUR INFRASTRUCTURE |



EDITING LAB

This room serves a perfect place for students to have group sessions on current photography trends & doubt clarification session.

AUDITORIUM CUM STUDIO

With a plethora of studio accessories and equipment, mastering the art of photography couldn't be easier.

